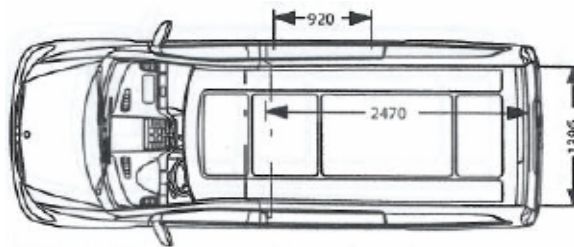
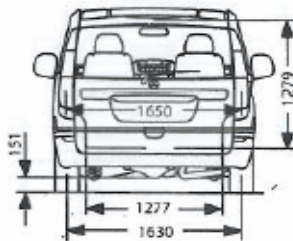
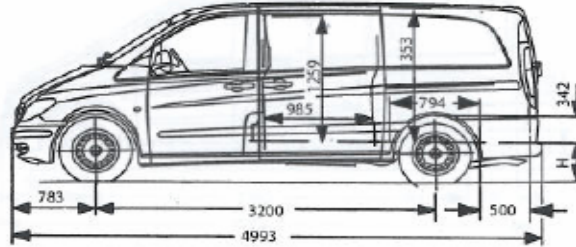
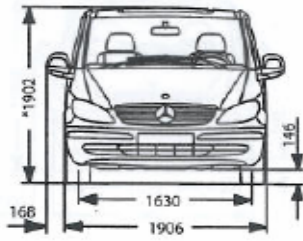




# Vito Passenger Coach 115 CDI

## Dimensions



Wheelbase	3200mm
Turning circle	11.8 meter

### Weight in kg

Front axle weight	995
Rear axle weight	680
Kerb Weight	1675
Payload	1265
Gross vehicle weight	2940

\* Visuals and specifications shown may differ from actual product. Kindly contact your nearest authorized Mercedes-Benz vans dealer for final details.



## Engine

**Type** Mercedes-Benz OM646 DE22LA Euro 3



2.2 litre engine  
4 cylinder Direct-Injection Electronic  
controlled Diesel with common rail

### Features

**Max. Power @ 3800rpm** 110 kW (150hp)

**Max. Torque @ 1800-2400rpm** 330 Nm

**Capacity** 2148 cm<sup>3</sup>

**Bore & Stroke** 88/ 88.3 mm

### Engine Performance Data

**Acceleration (0 - 100 km/h)** 12.7 sec.

**Vmax** 162 km/h

**Consumption (urban)** 8.6 l/100 km

## Drivetrain

**Drive** Rear-wheel drive

**Gearbox** automatic, five-speed

### Gear Ratio

1st 3.600

2nd 2.190

3rd 1.410

4th 1.000

5th 0.830

Reverse gear 3.170

Axle drive ratio 3.273



## Chassis

### Brakes

Dual-circuit system  
4 disc brakes  
internally ventilated in front  
Electronic Stability Program (ESP) with Anti-lock-Braking System (ABS)  
Acceleration-Skid-Control (ASR)  
Brake Assist (BAS)  
Electronic Brake force Distribution (EBD)

### Steering

Rack-and-pinion power steering

### Wheels & Tyres

Wheels	6J x 16 H2
Tyres	205/65 R 16 C

### Suspension

Front axle	Independent wheel suspension McPherson axle with stabiliser, coil springs and shock absorbers
Rear axle	Independent wheel suspension Semitrailing-arm axle with coil springs and shock absorbers

### Fuel Tank

Capacity	75 litres diesel
----------	------------------

### Batteries

Battery power	12V/100Ah
---------------	-----------



Mercedes-Benz